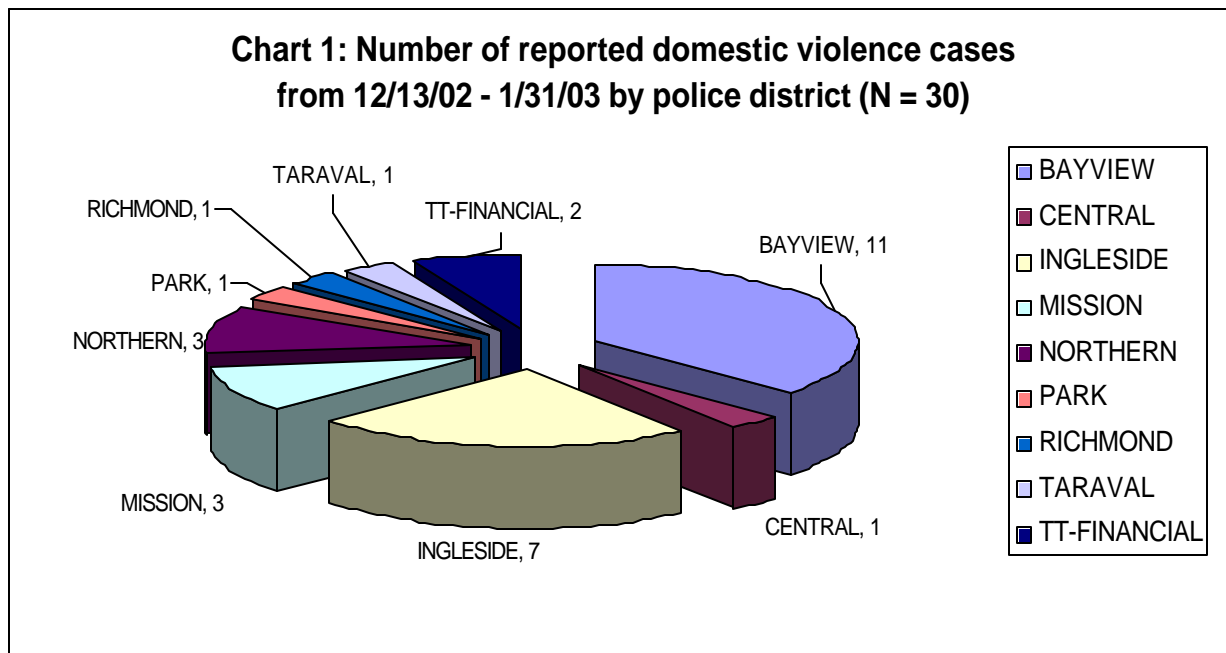
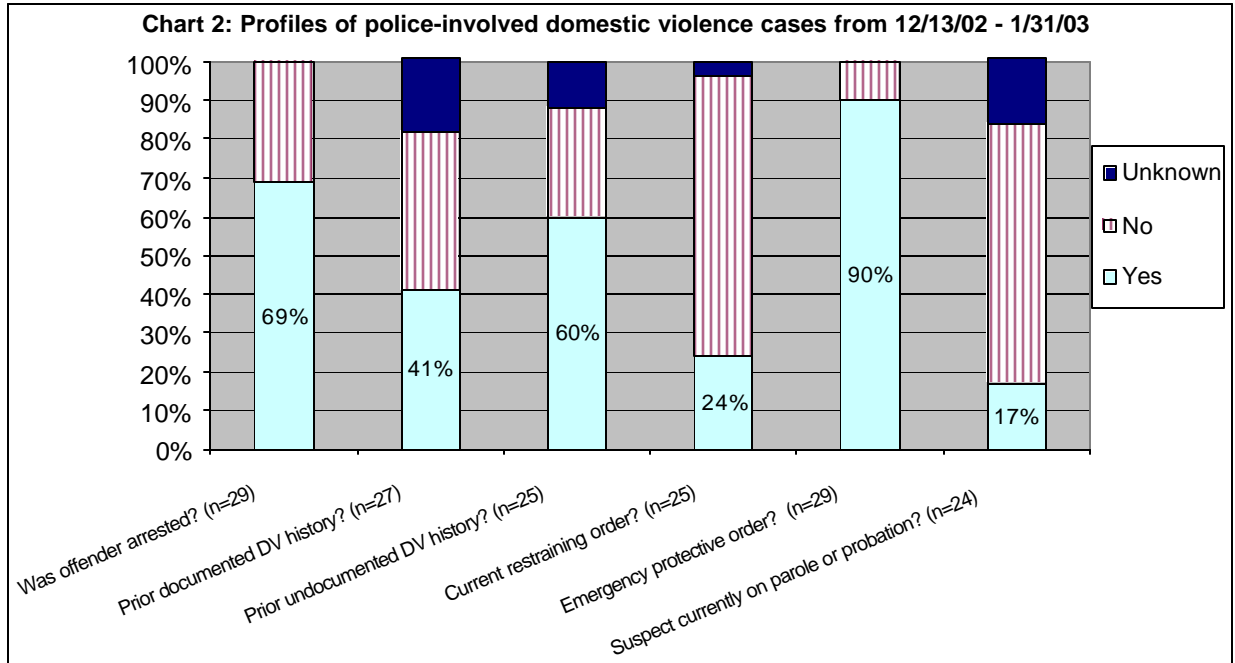


## Supplemental Checklists used by San Francisco Domestic Violence Response Unit (N=30)

The charts below present data collected by the San Francisco Domestic Violence Response Unit (DVRU) of the San Francisco Police Department. The Police Liaison for SafeStart is responsible for collecting supplemental checklists (Form 480) used by police officers when reporting domestic violence incidents where children are involved (as a witness or part of the household). Note that the data were gathered between December 13<sup>th</sup>, 2002 and January 31<sup>st</sup>, 2003.



The chart above reflects the number of police-involved domestic violence cases involving children by police district. Among the nine police districts in San Francisco, Bayview (37%) and Ingleside (23%) reported the highest number of police-involved cases. This is similar to the 911 call data where Bayview and Ingleside police districts also registered the highest number of DV-related 911 calls.



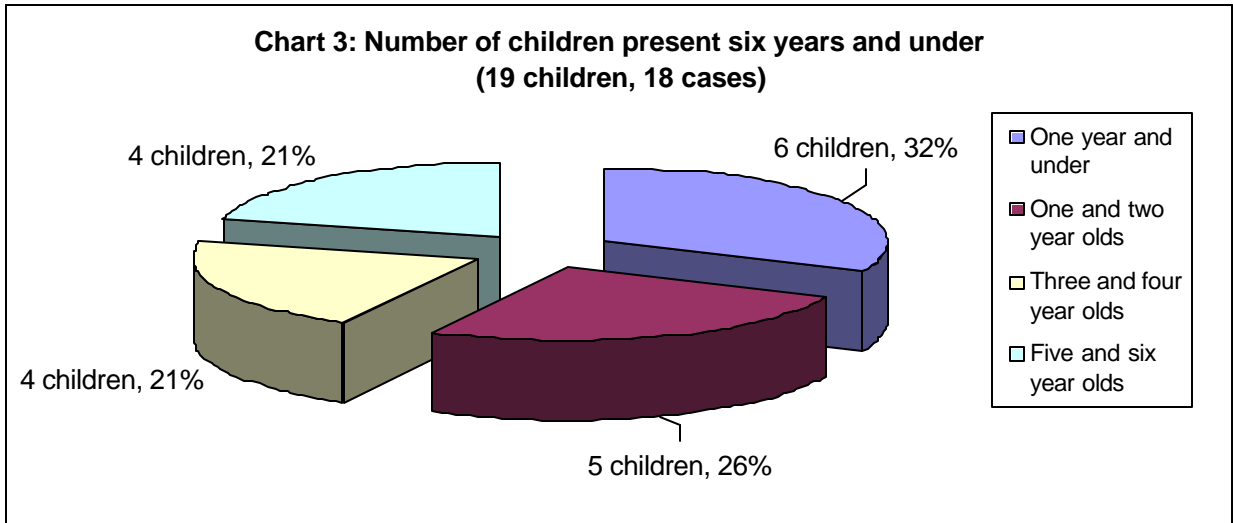
The chart above reflects the percentage of cases where:

- 1) Alleged perpetrator was arrested;
- 2) Family had prior documented DV history;
- 3) Family had prior undocumented DV history;
- 4) Current restraining order is in effect;
- 5) Emergency protective order has been issued; and
- 6) Alleged perpetrator is currently on parole or probation

In as high as 90% of police-involved domestic violence cases, emergency protective orders were issued as a result of the incident. However, restraining orders were in effect for only 24% of cases. It would be useful to collect more data on the number of previous restraining orders and emergency protective orders.

More than half of the cases reported prior undocumented DV history (60%), and 41% reported prior documented DV history (where formal reports had been made to the police). Among the 30 reviewed cases, eight cases (27%) had both prior documented as well as undocumented DV history, while nine (30%) were new cases (neither documented nor undocumented prior DV history recorded).

In four of 24 reviewed cases (17%), the alleged perpetrator was currently on parole or probation. The alleged offender was arrested in 69% (20 cases) of the reported cases. Further analyses would focus on the patterns of repeat offending.



In 18 of 30 reviewed cases (60%), SafeStart-eligible children (six years and under) were present at the time of the police report. The chart above shows the distribution of children's ages. The youngest child present was three months old and the oldest child was six years old. There was one case where more than one SafeStart-eligible child was present.